



## Maryland Pastel Society Summer Newsletter

### In This Issue

July 2017

[Upcoming Events](#)

[From the President's Easel](#)

[Next Meeting](#)

[Shades of Pastel](#)

[Workshops](#)

[Featured Artist](#)

[Member News](#)

[More Opportunities](#)

[Membership News](#)

[Past Events - Spring Meeting](#)

### MPS Board & Volunteers

**President:** Mary Boeh

**Vice President:** Kim Stone

**Treasurer:** Mary Anne Warner

**Recording Secretary:** Lynn Laviana

**Corresponding Secretary:** Joyce Turk

**Membership Chair:** Kathleen Risk

**Workshop Chair:** Joyce Lister

**Exhibition Chair:** Susan Gleason

**SOP Chair:** Tara Will

**Web:** Mary Boeh, Kathleen Risk

### Planning Calendar

**Jul 16:** Summer Deadline for SOP2017 Entries

**Jul 22:** Summer Meeting at Gary J.

### From the President's Easel

Happy Summer!

I hope you are enjoying the warm, sunny weather and perhaps catching those exciting cloud formations we've been seeing lately. The colors and forms are wonderful subjects for pastel paintings!

If you haven't submitted your entries for our biennial **Shades of Pastel 2017** exhibition, this is the week to do so. This is a terrific opportunity to experience a national-level show, so please go to [onlinejuriedshows.com](http://onlinejuriedshows.com) and submit your entry. Also, we have some fabulous prizes this year (sneak peak below)!

I recommend that you do not wait until the last minute to enter. Give yourself plenty of time to review the prospectus, prepare your photos, and follow the submission procedures. To enter, just click on [this link](#) and it will take you to the prospectus. Follow instructions to submit your images. If you are a little nervous about the on-line entry process, just click on "[Tutorial Videos](#)" and watch the video on how to enter.

Our summer meeting is only two weeks away. We will meet at our usual location in Glenwood on Saturday, July 22nd. We have a really fun hands-on activity planned. You will need to bring a small set of pastels, a reference photo, an old towel or drop-cloth for the table and floor, and two sheets of pastel paper. Please bring a pastel paper you are comfortable using - no need to be fancy. Canson MiTienes is fine. Your paper should be no more than 9"x12" in size.

Also at our July 22nd meeting, we will have a special pastel supply sale. All profits will help fund SOP awards. MPS Signature Member, Barbara Hails, has graciously offered to be an SOP sponsor and donated a number of gently used pastel supplies to the cause, so please come to the summer meeting ready to stock up on goodies.

Would you like to be an SOP Member Sponsor, too? Donate a minimum of \$25 dollars, and you will be listed as an SOP Member Sponsor in the SOP 2017 Exhibition Program booklet. We will set up a Pay Pal option on the MPS web page soon, but if you would like to make an SOP Member Sponsor contribution at the Summer meeting, please make a check out to

Arthur Community Center at Glenwood  
**Aug 5:** Deadline for Signature membership application

**Oct 3-6:** Richard McKinley Workshop

**Oct 12-15** Desmond O'Hagan Workshop

**Oct 15:** SOP Opening. Desmond O'Hagan Demonstration, Noon.

Reception and awards: 1:30-3:30pm/ Glenview Mansion, Rockville, MD

**Oct 15 - Nov 17:** SOP National Show, Glenview Mansion, Rockville, MD

**Oct 28:** Fall Meeting at the Gary J. Arthur Community Center at Glenwood

### Directions to Glenwood

[Directions to our meetings at the Gary J. Arthur Community Center at Glenwood](#)

Maryland Pastel Society and note on the check that it is for "SOP 2017 Member Sponsorship". Your donation will help fund our National Shades of Pastel Exhibition.

Finally, did you know that Maryland Pastel Society is one of a larger family of many pastel societies? As a member of the International Association of Pastel Societies (IAPS), we share a love of this medium with thousands of pastelists worldwide. I attended the biennial IAPS Conference in early June and had the opportunity to meet with the presidents of pastel societies from across the nation and from the far corners of the globe. I saw many old acquaintances, and exchanged ideas with other pastel societies. I enjoyed having dinner with our New Jersey neighbors, chatting with Helen from Hawaii, meeting Carrie from Australia, and I was even adopted by a group of pastelists from Chicago for an evening. Along with other MPS attendees, I enjoyed the company of wonderful artists at what is lovingly referred to as "the biggest pastel party in the world."

It was a terrific experience, but you know what? You don't have to go far to enjoy the camaraderie of IAPS. Visit the [IAPS web page](#) and check out the web pages of other [member pastel societies](#). MPS signature member, Sandy Askey-Adams, has written about her IAPS experience on [her blog page](#). Check it out! Reach out to a fellow MPS member and go out and paint together, or just meet for lunch. Talk about pastels, share ideas, and encourage each other. That's a great way to experience of the IAPS Conference right here at home! I'll bring some of the materials I gathered at IAPS to the summer meeting so you can look through them and learn more about our colleagues in IAPS.

I am looking forward to seeing you on July 22nd! Don't forget to bring some goodies for the refreshments table!

Happy Painting,  
Mary

### Next Meeting

As noted above, our Summer General Meeting is Saturday, July 22nd, from noon to 4 p.m at the Gary J Arthur Community Center in Glenwood, Maryland.

Bring a small set of pastels, perhaps 24-30 colors with a good mix of light, mediums, and darks (please do not bring a large box), a reference photo, two sheets of pastel paper no larger than 9"x12" each, a towel or drop cloth.

We will also have gently used pastel supplies for you to purchase, with many thanks to Barbara Hails for her generous donation to MPS. All profits will support SOP 2017 awards.

As always, please remember to bring:

- lunch for yourself.
- food to share so you can put your name in the box and perhaps win a prize.
- samples of your recent work.

See you on Saturday, July 22nd at Glenwood! ([Click here for directions to the Gary J. Arthur Community Center](#))

## Shades of Pastel 2017

### SOP 2017 Biennial National Show Call for Entries

The deadline for the Maryland Pastel Society biennial juried exhibition, Shades of Pastel 2017, is fast approaching. **The deadline is mid-night, July 16th.** To view the prospectus and enter, please visit [OnLineJuriedShows.com](http://OnLineJuriedShows.com). For additional information, visit our [MPS web page](#).



Henri Roche pastel sets are among SOP prizes.

Over \$6,500 in cash and merchandise will be awarded, to include a Best-in-Show \$1,500 cash award, customized sets of Henri Roché pastels for the landscape, portrait, and still life awards, and more!

The SOP will be at Glenview Mansion in Rockville, Maryland. The show will be October 15 through November 17, 2017. Desmond O'Hagan will be the juror and judge. There will be a pastel demonstration by Desmond O'Hagan beginning at noon at the Glenview Mansion followed by a reception and awards presentation from 1:30-3:30 p.m.

The [Glenview Mansion](#) is an elegant 1926 home included on the National Register of Historic Places. Located in the 153-acre Rockville Civic Center Park, it is a lovely location for our exhibition.



Our SOP chair, **Tara Will**, is looking for volunteers. We will have a sign up list at the Summer meeting. The Shades of Pastel is a premier event for our society, drawing national and international attention to the Maryland Pastel Society. It requires a lot of planning. This is an excellent opportunity for you to learn what it takes to organize a national-level show -- great skills for any artist to have! If you would like to help, you may also contact Tara at [sop2017info@gmail.com](mailto:sop2017info@gmail.com).

## Upcoming Workshops

### Fall Workshops - A Hot Ticket!

We have two workshops scheduled for the Fall. Both are full, and there are waiting lists to get in. If you would like to be added to the waiting lists, please contact Joyce Lister.

The workshop with Desmond is a 2-day indoor pastel workshop on October 12-13, 2017 in Rockville, Maryland. The workshop will include discussions on materials, surfaces, and developing one's painting style, as well as demos emphasizing composition, color and technique. There will be daily individual critiques of students' works in progress. Although Desmond is comfortable painting all subjects, we are expecting him to focus on urban landscapes, Students will work from their own photographs.


A professional artist for 30 years, Desmond is a Master Pastelist with the Pastel Society of America, a member of the "Master's Circle" of IAPS, and in the Hall of Fame at the Art Institute of Colorado His work has a unique impressionistic style and has been featured in several art books and magazines. Desmond has won numerous awards in prestigious shows and exhibitions. He has also judged many national shows and he has conducted workshops for pastel societies across the United States. Visit Desmond's web page to learn more about him and see his paintings: [www.desmondohagan.com](http://www.desmondohagan.com).

### Featured Artist: Karen Ferrick

New Signature Member, **Karen Ferrick** is a former Pittsburgh artist who has won acclaim locally and nationally for her pastel paintings. Her painting *Dance of the Koi* (below, right), was exhibited in a previous MPS, "Shades of Pastel Show" and went on to earn an Honorable mention in the 2012 Pastel 100 Competition, sponsored by the Pastel Journal. Her painting was selected for purchase by the students of Latrobe Area School District, who have been buying art for their schools since the 1930's. As a former Art Educator, Karen was so excited that her painting will be inspiring students at their Junior High School for years to come.



Karen Ferrick, *Friday Night Blues*



Karen Ferrick, *Dance of the Koi*



Karen's love of pastels began approximately 10 years ago when she bought a pastel painting at an art festival, and although majoring in Art, she had never used the medium. She then attended an exhibit by the [Pittsburgh Pastel Art League](#), joined the group and had been active with them, instituting and managing workshops taught by members, eventually teaching several herself. Taking workshops is a passion and she has learned from some of the best in the pastel world, Doug Dawson, Ron Monsma, Susan Ogilvie and Marla Baggetta, but it was a workshop with the late Maggie Price, that influenced her technique the most.

She always does an underpainting set with turpenoid on sanded paper, then glazes softer pastels over top allowing the bottom layer to show through. Ferrick says, "That's the goal, although sometimes I get heavy handed or end up covering too much because I love the luscious colors and tactile application of the soft pastels, and it's hard to stop! My work is representational, but I try to push color within the painting for dramatic contrasts, for example if the landscape has a lot of green, I'll underpaint with its complimentary color...red, red-orange, fuchsia."



Karen Ferrick, *Roadside Beauty*

Karen enjoys painting a variety of subjects and says, "As an artist, I love noticing the ways that light and shadows create new and interesting shapes, patterns, and colors on everything around me! Regardless of my subject, my focus is on seeing beauty and design in the everyday moments of life and capturing them in my paintings. I especially love fields (*Roadside Beauty* above, was a demo piece Karen did from a photograph for an opening of a showing of her work at the Painted Finch Gallery, in Cory, PA this past November) and I have been known to take much longer to get anywhere that I am going due to stopping the car for photo opportunities."

She paints both plein air (*Summer's Past Forgotten* is an example) and in the studio and is looking forward to becoming an active member with our group.



Karen Ferrick,  
*Summer's Past Forgotten*



Karen Ferrick,  
*Conversations Pending*

More of Karen's pastel and oil paintings can be seen on her web site at [karenferrickart.com](http://karenferrickart.com)

Signature Members may sign up to be a Featured Artist by sending an email to [mdpastels@gmail.com](mailto:mdpastels@gmail.com). You will need to provide a write-up and images upon acceptance.

Also, Signature members, if you would like to update your images on the MPS web page gallery, please contact Joyce Lister by email [listerstudio@comcast.net](mailto:listerstudio@comcast.net).

## Member News

**Maria Marino** was awarded 2nd prize for paintings *Soleil* and *Apple Tree in Bloom* at the [Salon du Pastel Internationale Exhibition](#) Giverny 2017 at the Old Railway Station near the Epte River, Rue Blanche Hoschede, Giverny, France. The exhibition was May 27 - June 4. [Art Pastel France](#) juries the awards not on one individual work but on the artist's ensemble of works in the exhibition. Maria's *The Breath of Spring* will be featured in the upcoming North Light publication "Pure Color 2: The Best of Pastel."

By invitation, her paintings will be included in the [PASIT Pastellisti Italiani First International Exhibition](#) of Pastel Painting held at the Scuderie Estensi Piazza Garibaldi in Tivoli, Italy. The show runs from October 18-31, 2017.

Maria's plein air painting *The Brandywine* received the Terry Ludwig Award in the [UART 10 Year Anniversary Online Pastel Exhibition](#). Maria also received the medal and designation of [Master Circle Pastelist](#) at the [2017 IAPS](#) Convention.

Maria's felt-tip ink pen sketches will be featured in an article in the September/October 2017 issue of [Pastel Journal](#) column, called "Start From Sketch". Lastly, Maria's paintings are featured in a 2-page article in the French publication [Pratique des Arts](#) "Maria Marino Une explosion de couleur".



**Mario Marino's** paintings *Soleil* and *Apple Tree in Bloom* awarded 2nd prize at the Salon du Pastel Internationale Exhibition Giverny 2017.



*Beneath* by Denise Vitollo

**Denise Vitollo's** work *Exploring* was accepted into the [Pastel Painters Society of Cape Cod](#)'s national juried show *2017 For Pastels Only* on Cape Cod. The juror was Robert Carsten. The exhibition runs from June 20 until July 16 at the Cultural Center of Cape Cod in South Yarmouth, MA. The [Connecticut Pastel Society](#) accepted her work *Beneath* into the *Purely Pastel* Members Exhibit at the [Lyme Academy College of Fine Arts](#) in Old Lyme, Connecticut. The juror was Jamie Markle. The exhibition dates are June 15 until July 21 at the [Chauncey Stillman Gallery](#). This piece was also included in the juror's Fav 15% of the online [BoldBrush Painting Competition](#) in October under the title Hidden. Denise exhibited her work at the 44th Annual [Historic Yellow Springs Art Show](#) from April 29 until May 14, and she had a host studio at The Chester County Studio Tour on May 21 and 22. She attended the [IAPS Convention](#) in Albuquerque, NM in June.

Eve Miller has been very busy with teaching and exhibitions. She also attended [IAPS convention](#) in Albuquerque, NM. Here's are some of her latest achievements:

- Bringing Beauty Back Juried National Show Merit Award
- [Southeastern Pastel Society](#) members Exhibition Honorable Mention
- [Northwest Pastel Society](#) 31st International Open Exhibition
- [Pastel Society of Colorado](#) 13th Mile High pastel Exhibition
- Biennale National Juried Exhibition Honorable Mention
- [Uart 10th Anniversary Pastel Competition](#)



Eve Miller, *Wild Lavender* 12 x 18 on Uart 400 in the Uart show, 700 entries 100 selected.



Janet Darlington, *Apples Plus One*

**Janet Darlington** was juried into [The Mitchell Gallery](#) exhibition (May-June 2017) at St John's college in Annapolis with her pastel entitled "Apples Plus One".

**Betsy Kellum's** painting *The Politician*, 24"x12" was in Albuquerque for the [IAPS Convention](#). Last October, Betsy was honored to be chosen as the Richmond Times Dispatch 'Featured Artist of the Month'. A combination of pastels and oils showcased her series of marionette paintings in a full 2-page article in the paper and a First Friday opening reception. Her painting *Unscrambled* (oil on vintage tin ceiling tile) was juried into the [International Guild of Realism](#) annual show, to be held this year at the [Winfield Gallery](#) in Carmel, California, Sept 23-October 23. Betsy will be attending their 3-day reception event.

**Susan Klinger's** pastel *Autumn's Last Stand* was accepted into National exhibition [For Pastels Only on Cape Cod 2017](#)". Her pastel *Old Bottles*, \$2 was accepted to the 2017 [Adirondack National Pastel Exhibition](#) to be held at the [Shirt Factory Gallery](#), Glen Falls, NY, July 12 -August 12, 2017. Susan was also part of the group show, "Small Worx '17" at [Off the Wall Gallery](#) in Skippack, PA in June.



Susan Klinger, *Autumn's Last Stand*



Donna Finley, *Horsetail Falls Cascade*

**Donna Finley** was juried into the Local Color Show that is held in conjunction with the [Plein Air Easton](#) Art Competition and Festival, the largest plein air competition in the country. She is one of 42 artists representing the DelMarVa peninsula. The show will be July 21-23 at the Tidewater Inn ballroom in Easton. She will be participating in an exhibition of paintings by the Plein Air Painters of the Chesapeake Bay at the [Candleberry Gallery](#) in St. Michaels, MD in July. On Labor Day weekend Donna is exhibiting at the [St. Michaels Art League's](#) annual "Under the Tent" Art Show and Sale on Talbot Street, St. Michaels, MD.

**Donna Godlove** recently taught an Oil Pastel class at Allegany College of Maryland, in the continuing education department. She'll teach a "second", following through, class this fall. She has also been busy preparing for a "Scratchboard Art" exhibition. Donna is teaching workshops at [The Tea Cupboard](#). She was asked to judge the "Art Quilts-Portrait Theme", for the [Schoolhouse Quilter's Guild, Inc.](#) for the 32nd Quilt Show. Donna reports that the recent meeting of the [Appalachian Pastel League](#), was small, but filled with activity. Most of the members are young. They usually meet on the first Saturday of the month but are taking the summer off from meetings.



**Jean Hirons** will have two paintings at [Strathmore](#) in North Bethesda this fall at the curated show "Wet". Her paintings *Autumn Marsh* and *C&O Canal, Georgetown, #5* will be on display. She will be giving a 3-day workshop at "[Artists and Makers 2](#)" in Rockville, August 14-16, 10-4 each day. The cost is \$200. Contact Jean, [jeanhirons48@gmail.com](mailto:jeanhirons48@gmail.com), for more information.



**Jean Hirons, *Autumn Marsh***

**Dolores Andrew** is teaching a pastel class in Rehoboth Beach, Delaware. It will be about handling water in pastel. Dates are July 17-19, 2017 9:30 AM to 12:30 PM each day. For information, contact RAL at 303-227-8408.

### More News and Opportunities

**Lisa Mitchell** is teaching a plein air pastel and oil painting workshop, "Creating a Visual Conversation" in St. Mary's City, MD, from September 26-29. To sign up, contact Fr. John Ball, Rector

[Trinity Episcopal Church, St. Mary's Parish.](#)

301-862-4597 office

240-925-0752 cell

Email: [trinitysaintmarys@gmail.com](mailto:trinitysaintmarys@gmail.com)

#### Pastel Society of the West Coast

Pastels USA 31st Annual Open Exhibition

September 19 - October 21, 2017

at the A SENSE OF PLACE GALLERY, Fresno, CA.

**Entry Deadline: July 15, 2017**

Prospectus: <https://onlinejuriedshows.com/Default.aspx?OJSID=10802>

#### The 2017 Appalachian Pastel Society National Exhibition

All artists working in pastel are invited to apply for this show. Awards total \$3,500 including over \$2,000 in cash awards. Selected paintings will be displayed and available for sale at the historic Jailhouse Gallery in charming Morganton, NC from October 18 - November 17, 2017.

**Entry Deadline: July 16, 2017**

To view show info and/or enter now:

[www.callforentry.org/festivals\\_unique\\_info.php?ID=4312](http://www.callforentry.org/festivals_unique_info.php?ID=4312)

To read prospectus on our website:

[http://www.appalachianpastelsociety.org/wp-content/uploads/2016/12/APS\\_2017NationalProspectus.pdf](http://www.appalachianpastelsociety.org/wp-content/uploads/2016/12/APS_2017NationalProspectus.pdf)

#### Pastel Society of Maine

(formerly Pastel Painters of Maine)  
18th International Exhibition "for Pastels Only"

**Entry deadline: August 1, 2017**

Online entry: <http://www.showssubmit.com/>

**Chicago Pastel Painters** 2017 National Exhibition "Pastels Chicago"

Entry deadline: August 31, 2017

Shows opening for entry June 1, 2017

Online entry: <http://www.showssubmit.com/>

**Connecticut Pastel Society**

Renaissance in Pastel National Exhibition 2017

Deadline: August 4, 2017

Shows opening for entry June 19, 2017

Online entry: <http://www.showssubmit.com/>

**Pastel Society of New Hampshire**

It's Pastel! 9th Annual National Exhibition

Deadline: September 3, 2017

Online entry: <http://www.showssubmit.com/>

**Pastel Society of North Carolina**

Pure Color - An Online International Juried Exhibition of Pastel Paintings

This is an online-only exhibit and will be published on the Online Juried Shows website [www.onlinejuriedshows.com](http://www.onlinejuriedshows.com) and the PSNC website [www.pastelsocietyofnc.com](http://www.pastelsocietyofnc.com)

September 1-30, 2017.

Feeling Adventurous? **The Australian Pastel Society** has launched the Pastel Expo 2018 website. See at [www.australianpastelexpo.com.au](http://www.australianpastelexpo.com.au). This will be the port of call for registering your attendance and where all information regarding the EXPO will be offered. Information will be updated regularly - so revisit over the next few months!

## Membership Update

Maryland Pastel Society is very happy to welcome new members:

Marcia Billigs

Robin Culkin

Karen Ferrick, signature member


Ellen Singer

## Past Events - Spring Meeting

### Mary Pritchard Shares Her Love of Rural Scenes

by Mary Boeh

Photos by Cathy Nickle and Mary Boeh



Mary Pritchard joined us at our Spring general meeting in April. Her demonstration was a favorite subject much anticipated by our members. She painted a beautiful old barn, a classic and favorite subject of Mary's. Attendees were delighted as Mary shared her pastel painting techniques.

#### **Preparation: The Surface**

Mary prefers to prepare her own surfaces for pastel painting. She likes to use Rives BFK printmaking paper at its heaviest weight. This is 100 percent rag paper and archival. Mary applies Art Spectrum pastel primer using a foam roller purchased from the hardware store. Burgundy is one of her favorite colors for the surface ground, because burgundy is a nice color to create shadows on barns. Mary recommends that if you find yourself getting bored, liven up your paintings with a red, orange, or terra cotta surface. She noted that a warm ground helps to subdue the "Crayola color" greens. Mary likes to purchase 22x30" sheets of Rives, but sometimes Mary likes to work large - larger than those sheets. To satisfy that need in a practical way, she sometimes does tryptics, three paintings in one. She brought an example - three 22x22" panels depicting a coastal scene in Maine. Mary noted that she was fascinated by these waves as they were breaking on the rocks.



Mary stands in front of her tryptic.

#### **Preparation: The Composition**

Mary always does a value study to prepare. In fact, she often does multiple value studies. She uses gray a black and white pencil on gray Canson paper. This allows her to quickly do a 3-value study. She can try alternative compositions and explore various options as part of the design process. Canson is "a great surface, but you can't beat it to death like I do," quips Mary.

"Do the value study!" Mary emphasizes that it is the one thing you can do that will increase your probability of success. "If it doesn't work as a value study, it probably won't work as a painting." Mary also does color studies. This allows her to work out the color scheme and experiment on a small scale before starting the painting. Mary noted that she does a lot of 6"x 6" studies.



Above is one of the value studies Mary did. To the left, you can see the set of studies for her wave painting tryptic.




Color studies, approximately 6"x 6" each

### **The Painting:**

Mary loves the local scenery of the Maryland Eastern Shore. Barns are a favorite subject. "I love this big open thing where there are mysterious shapes." When Mary begins her painting, she uses a purple pastel to lay out the composition. She uses both a value study and a color study to guide her. "I always start with a purple pastel, and I always start with a hard pastel...the nice thing about purple is that you can leave it--It adds interesting local color--or you can cover over it." Mary also notes that in addition to allowing the purple to show through, she also likes to let some of the original tone on the paper to show through.

As she begins to block in the shapes, Mary starts with darker blues. As she progresses, she explains that she will lighten them. At this stage, she is still using a hard pastel, using the side of the stick to paint in the color. Later, as she progresses to lighter colors, she applies the lights with a very light touch. Mary continues to layer colors. She works the entire surface. "I like to understand how the relationships are developing."





**Color:**

Mary acknowledges that sometimes you just don't have the color you want, and she offers excellent advice: "If you don't have the colors you love, love the colors you have!" She points out that the photograph is just a jumping off point. As you work and apply color, ask yourself, "Does it work on the paper? That's what counts."

Mary continues, adding layers. "I do a lot a lot of glazing with the hard pastels." She continues to lighten the sides of the barn using this technique. "As you can see, it's pretty easy to put the lights over the dark." But, she never uses white on the demo painting. They are light colors, but not white. Mary also points out that you need to include neutrals in your paintings, "you need neutrals to balance things" and to create "quiet spots".

She continues building layers, and then wraps it up with the final touches. The audience is eager to examine the painting close up to see the beautiful colors. What a great inspiration!



Mary layers in lights, green grasses, and adds details.



Mary lives in Chestertown. Her favorite subjects can be found in the surrounding small towns, family farms, tidewater rivers and marshes of Maryland's Eastern Shore. She received her B.A in studio art from Mount Holyoke College and has Master's degrees in both art and journalism. Following a career in education administration at the University of Delaware, Mary returned to painting full time. An award winning pastel artist, she is known for her landscapes of the Eastern Shore. Visit her website [www.marypritchardart.com](http://www.marypritchardart.com) to learn more.

### Get Involved!

We are always looking for members to get involved. This newsletter is sprinkled with ideas on how you can volunteer. We need people to help with the SOP show, write for the newsletter, or plan activities outside of quarterly meetings. Maybe you're interested in plein air painting and are looking for other painters to paint with you? Please contact a board member if you are interested in volunteering.

### Parting Thought:

"The painter has the Universe in his mind and hands."

-- Leonardo da Vinci

Maryland Pastel Society | [mdpastels@gmail.com](mailto:mdpastels@gmail.com) | <http://www.marylandpastelsociety.com>  
P.O. Box 54  
Riderwood, MD 21139