



MPS Newsletter

Summer

07/2023

BOARD MEMBERS AND VOLUNTEERS

President: Mary Boeh
Co-Vice Presidents: Gayle Mangan Kassal, Denise Matuk-Kroupa
Treasurer: Helen Wood
Recording Secretary: Lyn Laviana
Corresponding Secretary: Joyce Turk
Signature Membership: Mary Moores
Membership: Helen Wood
Workshops: **Vacant**
Facebook: Gayle Mangan Kassal
Website: Kathleen Risk
Newsletter: Kim Stone
Member at Large/Advisor: Joyce Lister
Member at Large: Andree Tullier
Exhibitions: **Vacant**

PLANNING CALENDAR

Jul 22: Summer Membership Meeting, *
Sep 3: Signature application deadline
Sept 23: MPS Board Meeting
Oct 25—27: 3-day workshop with Desmond O'Hagan
Oct 28: Fall Membership Meeting, *
Nov 2: Signature Exhibition opens, Washington Co. Arts Council, Hagerstown
Nov 26: Signature application deadline
Dec 16: MPS Board Meeting

FROM THE PRESIDENT'S EASEL

I am sometimes stuck with that artist's block thing. We all have strategies to work through it. I find that tackling a fun challenge is a great way to break through the block. I do a small pastel where I start with a quick and crazy underpainting (e.g., with old colored markers, scribble with a black pen, or a loose watercolor sketch)—some different technique, not worrying about perfection. Sometimes I don't take myself seriously in order to take myself seriously. I may also give myself a well-defined technical challenge, like a painting limited to only analogous colors. Often, those strict boundaries make everything else flow.

I also look to MPS for opportunities that help me break through an artist's block. A workshop or a demo at one of our quarterly meetings, or just chatting with one of our members about a painting they shared at a meeting or on Facebook can be inspirational. Volunteering with an activity, like helping to hang a show, can be a block-breaker. Look what a difference I can make by just helping someone else on their pastel journey. That can inspire me to break out my pastel box.

Find new inspiration with our MPS pastel community. You might be surprised how much you can gain by getting involved.

— **Our Summer Members Meeting**, July 22nd, offers a fun hands-on pastel activity. Dig through your reference photos and find one that has a range of values—strong lights and darks. Bring that and a small set of pastels and two 6" x 9" surfaces. An old bath towel will serve as your workspace. For more details, see Next Members Meeting.

— **A 3-day workshop with Desmond O'Hagan** in October focusing on painting interiors. What a great opportunity to learn from a master pastelist, plus spend time with other like-minded artists. To learn more, see Upcoming MPS Workshop.

— **Volunteer.** We have two current openings on the MPS board. We are looking for an exhibition co-chair and a workshop co-chair. If you are interested, send me an email at contact@marylandpastelsociety.org.

Happy painting,
Mary

FEATURED ARTIST: Joyce Turk



"ostrich portrait—In Your Face"

Following the Circle

Each morning **Joyce Turk** steps into her studio and looks at her most recent painting. "It sits on my father's old easel awaiting my next touch. When I was a baby, my father set this easel next to my cradle and rocked me with his foot while he painted. Through the brush lightly stroking the canvas and his foot gently rocking me, he created a circle of energy that connected me to his paintings. My father was my first teacher, and with my mother, my devoted supporter."

"Throughout my childhood and adolescence, my parents furnished me with art supplies and lessons and I increasingly enjoyed the process of creating my own works of art. Yet the call of science was stronger so I followed a career in international livestock development. I found that studying science was a natural outlet for my proclivity to memorize detail. I illustrated my school notes with intricate drawings that I always remembered more easily than the text."



"Rock Doves"

"In college, science was exciting; it was an adventure into the unknown and the path I've followed has been most rewarding. I concentrated my studies in livestock production graduating from Ohio State and Cornell Universities, and served in the U.S. Peace Corps—Philippine Islands. After that, I backpacked alone through Southeast Asia for one year living on \$2 a day[!] My sense of adventure has led me in a myriad of directions, but my intense interest in international livestock development guided me steadily in that career. I carry my art supplies wherever I travel to document the world around me."



"Wool. Light"



"Joyraffe"



"Sunset Downunder"




"Day's Last Hurrah"

"My career in international livestock work has taken me on this path many times around the world. Now I discover the path has led me in a wide circle. I'm back to my father's easel painting the wonders of a wonder-filled world. Oscar Wilde and I agree: 'The true mystery of the world is the visible, not the invisible.' "

"Pastels allow me to paint spontaneously, to depict fleeting light patterns that flit across the mountains, down a valley between cloud patches or skip across glassy water. When I watch colors changing in nature, I can see them on my palette – orange or blue shadows, purple fog, green mountains stippled with pink or mauve. Pastels are crystalline magic, the rainbow of my life, the paving stones of my circular path."

"I describe my artistry as 'a gradual transition from black to white.' I have broadened from painting primarily animals to landscapes rich in design and color, and compare exploring the world of art to exploring my own wonder-filled world that encompasses the jungles of Borneo to African savannahs, the altiplano of South America to the majestic Himalayas. Following the paths of early explorers while creating one of my own has led me toward new horizons."

Joyce Turk's paintings can be found in private collections in Africa, Canada, Europe, and the U.S.



"Ndovu" (Swahili for elephant)

**Join us at the Summer Members Meeting,
July 22nd from Noon to 4pm,
for a fun hands-on pastel activity!**

Joyce Lister will lead us through an exercise on value. To participate you must bring the following:

- 2 identical pieces of 9" x 6" middle-value gray pastel paper.
- A small set of pastels with a good range of values (no more than 60)
- A reference photo with defined darks and lights, preferably a landscape
- An old bath towel for the table to define your workspace
- A small tabletop easel (optional)



Photo used by Joyce as an example

On one piece the darkest shapes in your photo should be equal to and no darker than the mid-gray shade of your paper and the middle value and light shapes in your photo will be proportionately lighter.



The two pieces she produced. **Note:** You can also divide one 9" x 12" piece of gray paper into two 9" x 6" formats.

On the second piece, the lightest shapes in your photo should be equal to and no lighter than the mid-gray shade of your paper and the middle value and dark shapes in your photo will be proportionately darker.

We look forward to seeing you on Saturday, July 22nd. For those attending in person, please bring a snack or lunch. We will provide water. Also, bring one of your pastel paintings in any stage to share, and you will be eligible to enter the door prize drawing.

Our live meetings are held at the Gary J. Arthur Community Center, 2400 State Route 97, Glenwood, MD 21723. We will also offer Zoom access to the meeting.

MPS now has a YouTube channel: [@marylandpastelsociety](#)

There is one public video there...Awards from our biennial 2023 Shades of Pastel exhibit, "The Language of Pastels ."

We also have private videos of demos from our meetings available only to our members who have the associated link.

MPS will hold a non-juried **2023 Signature Members Exhibition**, November 2nd—December 5th, 2023, at the Washington County Arts Council, 34 South Potomac Street, Hagerstown, MD, 21740. A virtual video exhibit will be included. Drop off date is Wednesday, Nov.1 and pick up date is Tuesday, Dec 5. Artists reception TBA. More details will be forthcoming.

NOTE: It's a good idea to get into the habit of checking online juried shows (OLJS) [HERE](#) and ShowSubmit [HERE](#) on a regular basis to see what other exhibits besides MPS are offered for you to enter your work. Opportunities are also listed on our website [HERE](#).

Check this one out on OLJS: **The Pastel Society of North Carolina** invites artists to enter their online juried exhibition *PURE COLOR 2023*. Entry is from June 15—August 15. Notice of acceptance is August 21. Show opens September 1. Awards: BEST OF SHOW \$1100, First \$800, Second \$500, Third \$400, Fourth \$300, Herb Slapo Memorial \$200, Four Honorable Mentions \$100 and Seven Merit Awards \$50

UPCOMING MPS WORKSHOP

Fall 2023 3–Day Workshop **Desmond O'Hagan** “Interiors” **October 25, 26, 27, 2023**

Fee: \$350.

Venue location: 149 Centennial Road Gettysburg, PA 17325

Limited to 16 spots. Participants should bring reference photos if possible.

He will also do a demonstration at the October 28 MPS General Meeting.



Desmond O'Hagan has been considered one of the leading urbanscape artists in the world. He is a Master Pastelist with the Pastel Society of America, and is listed in *Who's Who in American Art*, *Who's Who in America*, and in the Hall of Fame at the Art Institute of Colorado. In May 2005, he was inducted into the International Association of Pastel Societies' Master Circle. In 2018, he was awarded Eminent Pastelist status by IAPS.

Desmond's main focus is to explore the art of “Interpreting Light”. He has a very hands-on approach to teaching; working individually with each student. His workshop begins with a digital slideshow of his pastels including two step-by-steps of works in progress. His workshop is designed to help you reach the next level in your pastel painting.

A room block rate of \$152.00 is available at the Hilton Garden Inn Gettysburg.

Link for rooms: <https://www.hilton.com/en/attend-my-event/mdtghgi-mmo-9107016b-fe65-438e-964a-a5ff2ef21149/>

NEWS FROM MPS MEMBERS

Heather Quay recently won some awards:
Katherine M. Wolff Memorial Award for Floral Composition, North River Arts Society 46th Festival of the Arts 2023;
The Henry Cook White Award for Third Place, Lyme Art Association, "Ship to Shore" 2023;
Dick Blick Art Materials Award, Connecticut Pastel Society, 37th Annual Members Exhibition

2023;
Vivacious Values Award, Left Coast Pastel
Painters Society "Pastels In Paradise" 2023.

Heather also has had paintings accepted in two
upcoming shows:
The 2023 Adirondack National Pastel Exhibition,
July 7 to August 9, 2023 at the LARAC Mountain
Gallery, 21 Bay St., Glens Falls, NY, and
The Pastel Painters Society of Cape Cod's
annual exhibition, "For Pastels Only," June 27 to
July 22, 2023 at the Cultural Center of Cape Cod
in West Yarmouth, MA.



"Awe" by Heather Quay




"Unkempt Harry, the Alpaca" by Cindy Berceli


Cindy Berceli recently was asked to have
25 of her original pastel animal paintings
reproduced into large prints to be hung in
the Children's Community Pediatrics' newly
located office in Cranberry, MD.

Cindy has also been invited to participate
in an upcoming exhibit on animals by the
director of the Mansion at Strathmore in
Bethesda, MD. stemming from a painting of
an Ostrich in a National Pastel Exhibit
there in 2019, which sold at the
exhibit. They have selected three of her
paintings for the show!

Cindy has completed 2 commissions and
is working on a third.



"Shetland Coast" by Helen Wood 9" x 12"



"African Marula Tree" by Helen Wood 9" x 12"

Helen Wood recently had paintings accepted into 2 shows this Spring:
"African Marula Tree" was displayed in the Laurel Art Guild's 54th LAG Open Juried Exhibition which ran
from May 6 to June 4, 2023.
"Shetland Coast" was accepted in the Rockville Art League Juried Members' Spring Show running from

Diane Rappisi's painting "Contemplation" has been juried into the Pastel Society of America's 2023 "Enduring Brilliance" exhibition. She will share more as soon as the PSA publishes.

See her work in Easton at the "Local Color" exhibition during Plein Air Easton. The exhibition is organized by the Working Artists Forum (WAF) and will be held July 20 through July 23. For more information:

<https://talbotspy.org/its-time-for-local-color/> 1



"Peony" by Diane Rappisi



"Portrait of Prince" by Carol Vogel

Carol Vogel's painting, "Portrait of Prince" received the second place award in the Woman's Club of Chevy Chase Spring Art Show. She also received an honorable mention for her painting "Donuts on French Box."

Bill Sweeney would like to give thanks to all of you who came to the Chadds Ford Elementary Art Show and Sale. The event raised about \$60,000 for the school. He was able to sell a couple of originals and about a dozen prints.

He was asked to be a guest judge for the March Members Show of the Pastel Guild of Europe, a real honor. The show can be seen at

www.pastelguildofeurope.org. The quality of submissions is very impressive. His painting, "Breaking Dawn No. 2" received an Honorable Mention in the Philadelphia Water Color Society online 2023 Members Show. www.pwcs.wildapricot.org.



"Soliloquy" by Bill Sweeney, 12" x 24," depicts the loft at Kuerner's Farm in the early evening light, a site he has painted several times through the years.



"Party Animals" by Bill Sweeney, 10" x 14," is a "somewhat whimsical pastel. Just when I thought I was done with the painting, Linus the cat appeared and forced me to include her."



"Hiding in the Weeds at Sunrise" by Bill Sweeney, 18" x 24." "The heron returned to the pond this Spring and I wanted to show him close up fishing among last year's cat tails."



"Spring Bouquet" by Kim Stone

Kim Stone has been asked to execute a demo during the Best Kept Secrets Art Tour and Trunk Show, Friday Sept. 29, 1— 4pm at the VILLAGE ARTISANS GALLERY, Boiling Springs, PA, where she is represented.

villageartisansgallery.com/

She exhibited 2 paintings with the Susquehanna Plein Air Painters (SVPAP) in a show from April 21—May 27, 2023 at the Carlisle Arts learning Center (CALC).

A Tale of Two Colors and an Old Pastel

Article by SallyAnn Mickel, Signature Member MPS Edited by Kim Stone.

Three years ago I offered to do quick animal sketches to benefit a dog training company in need. I used pastel sticks and pencils and 8 x 10 pieces of various pastel papers that I had on hand. The sketches took approximately one to two hours to complete. The project was successful and donations were plentiful.

Recently, a client who had purchased three portrait sketches asked me if I could sketch a fourth dog. I agreed and visited their home to view my original sketches and determine the paper I had used. It was Sennelier La Carte, on what I thought might be 'Naples Yellow' and so I ordered it from the Sennelier website. I know it's hard to judge color on a website but I had to make a decision. Two weeks later the package arrived. I took the sheets of 'Naples Yellow' to the client's house to compare the color background with my sample. It wasn't right—too yellow. So I ordered the next closest color that wasn't as yellow, 'Sand'.

Over the years, I have saved small scraps of preferred pastel papers and write the maker and color name on the back. Of course when I needed them, I couldn't find my handful of scraps! When the second delivery of Sennelier paper arrived, 'Sand' was also a bust—too dark! I tore my studio apart looking for my sample scraps and finally found them way in the back of my flat file. I found the Sennelier scrap, labeled 'Naples Yellow' and held it next to the new 'Naples Yellow' sheets. They were not the same! What was going on here? My scrap samples were not exposed to the light at the back of that flat file. Had Sennelier

changed the color? I was never to know the answer. What I did know was I had a piece of artwork to do.

I had to find a pastel stick that would change the new 'Naples Yellow' to match the original artwork. Every pastel stick and pencil I own was spread out on every flat surface in the studio. I found a nub of an old Weber pastel of a certain shade of yellow ochre. (Yes! That's how old I am and how long I have been working in pastels.) The combination of the 'Naples Yellow' surface color and the old Weber yellow ochre did the trick. Most importantly, in the end the client was happy.

There are a couple of morals to this story which you can figure out for yourselves. As for me, I'm still saving every scrap of pastel paper and writing vital info on the back of them!

MEMBERSHIP NEWS

Currently there are 186 paid MPS members.
There are 92 signature members and 94 artist members.

MPS welcomes these new Members:

Nanette Catigbe

Claire Kelly

Gisela Llorens

Maggie Banks

MPS welcomes our new Signature Members:

Nanette Catigbe


Grace Newcomer

To apply for Signature Membership, visit our MPS website [HERE](#) for details. The next deadline to apply is September 3rd, 2023.

CLASSES OFFERED BY SIGNATURE MEMBERS

Jean Hiron will be teaching an informal class this summer on "orchestrating" your paintings--Richard McKinley's term for making the necessary changes to make your paintings sing! The classes will consist of critiques and discussion using PowerPoint and Padlet on zoom.

Classes are \$25 each and can be purchased individually, given that this is vacation time. Dates: Mondays, 10:00-12:30 July 10-Aug. 28; Wednesdays 1:00-3:30 July 12-Aug. 30. Contact Jean at: jeanhiron48@gmail.com.



"Morning Light, Stonington" by Jean Hiron was used as a Powerpoint demo on orchestrating a painting during her spring classes and is now on its way to Maine.

Donna Mitchell offers private lessons in beginner or advanced pastel painting in her home studio in Carlisle, PA. For more information call 717-258-0459.

Joyce Lister is continuing to teach a pastel class via Zoom and it has been going well. Everyone enjoys the weekly homework challenges. At present, the class is full.

Jeri Greenberg continues to teach weekly classes at the Museum School at Cameron Art Museum in

person and holds monthly Zoom workshops and demos as well. For details contact her at <https://www.jerigreenbergart.com/workshops>

Diane Rappisi's Chestertown classes are now happening. Please see Workshops and Demos at rappisiart.com to register for upcoming classes and workshops.

"There are 2 openings left in the Chestertown Figure from Life workshop in July. This 4-day workshop focuses on figures and participants may work in charcoal, oil or pastel. It's a lovely time to be in Maryland —studio sessions in the daytime, relaxing in the Bay breezes after classes. Please contact me directly if you have any questions about materials, lodging or registration."

Carol Vogel is teaching a pastel class regularly at the Woman's Club of Chevy Chase, MD on Tuesdays from 1 to 3 pm. To find out the details and to register go to her website at www.carolvogelstudio.com or her email at carol.vogel@me.com

Carol feels her painting "Portrait of Prince" is a good example of a range of light, color and value shifts as well as textural effects rendered on an animal.



FACEBOOK FUN

Join the Maryland Pastel Society Facebook Group!

This is a user friendly, members only page where we can post artwork, art news, and celebrate our fellow pastelists. This is not connected with our Business Facebook Page. Please go to <https://www.facebook.com/groups/337479890605370> or search Maryland Pastel Society Facebook Group. MPS now has an InstaGram page. The address is @marylandpastelsociety.



"Daylilies & Daisies after the Shower" by
Patricia Wilt

The MPS Facebook Members Group is holding **themed raffles** quarterly.

All who enter by posting a painting with "raffle entry" in the post will be entered in a chance to win a \$25 gift e-card from one of our sponsors!

Each member is allowed 3 entries per raffle session. Please have a title and raffle entry written in the post.

Congratulations to **Patricia Wilt** for "Daylilies & Daisies after the Shower," our MPS Winter Raffle winner! The theme was "Summer Heat"

Our next raffle will be for the spring season: July 1 —September 21.

To date we have 97 facebook members and 131 instagram members.

PATRONS / SPONSORS

Maryland Pastel Society continues to thank our Patrons and sponsors.

Where would we be without their generous support? We encourage you to patronize their businesses to thank them for supporting MPS and pastels as a medium.

Columbia, Maryland
artistsandframers.com

Great American Artworks
greatpastels.com

Jack Richeson & Co.
richesonart.com

Airfloat Systems, LLC
airfloatsys.com

Artist & Craftsman Supply
artiscraftsman.com

ctpastelsociety.org

**Pastel Painters Society of
Cape Cod**
ppsc.org

Guerrilla Painter
Pochade Boxes & Plein Air
Supplies
GuerrillaPainter.com

Holbein Artist Materials
holbeinamerica.com

pastelsocietyofamerica.org

Terry Ludwig Pastels
terryludwig.com

**UART Premium Sanded Pastel
Paper**
uartpastelpaper.com

Strathmore Artist Papers
strathmoreartist.com

Philadelphia Pastel Society
philadelphiapastelsociety.org

PARTING THOUGHT

"...people must first of all learn to look at nature, and only then may they see and understand what we are trying to do." Claude Monet

Maryland Pastel Society | P.O. Box 54, Riderwood, MD 21139

[Unsubscribe contact@marylandpastelsociety.com](mailto:Unsubscribe_contact@marylandpastelsociety.com)

[Constant Contact Data Notice](#)

Sent by contact@marylandpastelsociety.com powered by



Try email marketing for free today!